

## Hotels guests and overnight stays in the 3<sup>rd</sup> quarter of 2019

### Overview

In the 3<sup>rd</sup> quarter of 2019, there were a total of 41,925 overnight guests and 93,040 overnight stays at 49 hostels and other tourist accommodations in Greenland.

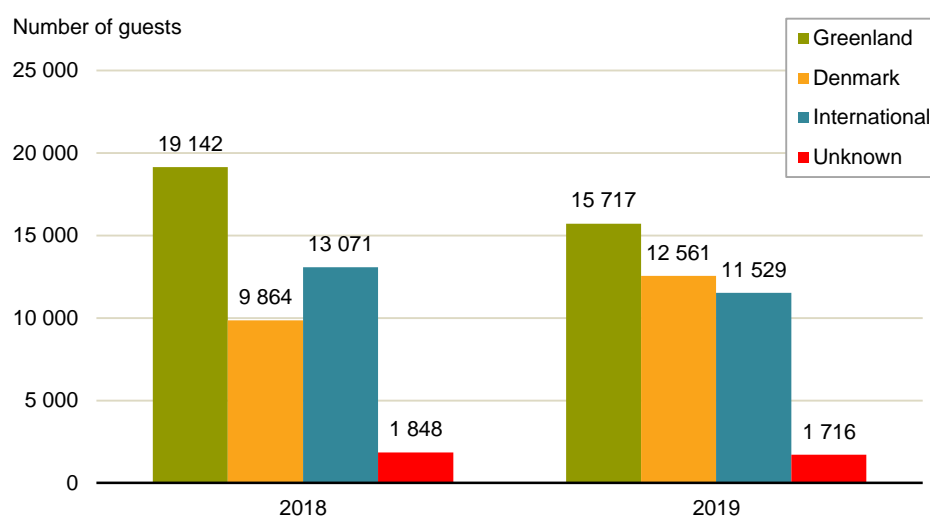
The number of overnight guests and stays saw a fall of 5.5 pct. and 6.2 pct. respectively, as compare to the same period in 2018.

The average number of overnight stays per guest was largely unchanged from 2.3 days in 2018 to 2.2 in 2019 in the same period.

The largest increase has occurred among resident guests from *Denmark*.

In the period of January to September, there were 85,438 guests and 206,354 overnight stays in 2019. During the same period in 2018, there were 85,547 guests and 214,671 overnight stays.

**Figure 1. Number of guests, 3<sup>rd</sup> quarter 2018-2019**



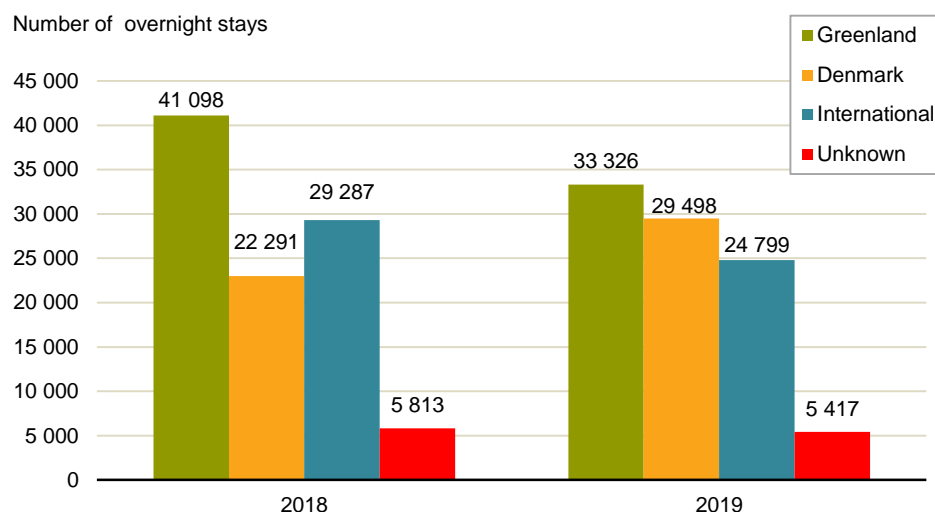
Source: Statistics Greenland – figures in the stat bank: [www.stat.gl/TUEHOT](http://www.stat.gl/TUEHOT)

**Table 1. Number of guest, 3<sup>rd</sup> quarter 2018-2019**

	2018	2019	% variation
<b>Greenland</b> .....	19.142	15.717	-17,9
<b>Denmark</b> .....	9.864	12.561	27,3
<b>International</b> .....	13.071	11.529	-11,8
<b>Unknown</b> .....	1.848	1.716	-7,1
<b>Total</b> .....	43.925	41.523	-5,5

Source: Statistics Greenland –figures in the stat bank [www.stat.gl/TUEHOT](http://www.stat.gl/TUEHOT)

**Figure 2. Number of overnight stays, 3<sup>rd</sup> quarter 2018-2019**



Source: Statistics Greenland – figures in the stat bank [www.stat.gl/TUEHOT](http://www.stat.gl/TUEHOT)

**Table 2. Number of overnight stays, 3<sup>rd</sup> quarter 2018-2019**

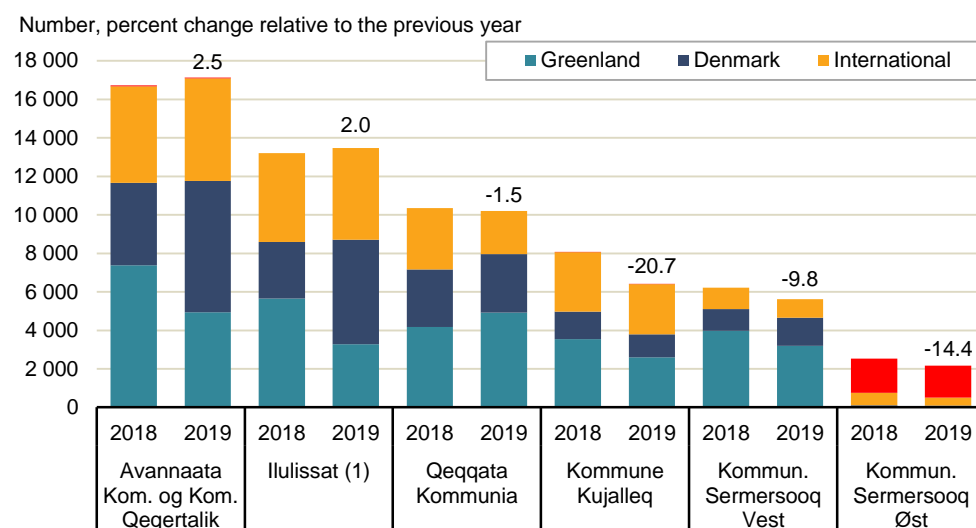
	2018	2019	% variation
<b>Greenland</b> .....	41.098	33.326	-18,9
<b>Denmark</b> .....	22.991	29.498	28,3
<b>International</b> .....	29.287	24.799	-15,3
<b>Unknown</b> .....	5.813	5.417	-6,8
<b>Total</b> .....	99.189	93.040	-6,2

Source: Statistics Greenland – figures in the stat bank [www.stat.gl/TUEHOT](http://www.stat.gl/TUEHOT)

### Number of guests in the 3<sup>rd</sup> quarter 2018-2019

The number of overnight guests increases fell by 5.5 pct. compared to the first 3<sup>rd</sup> quarter of 2018. The biggest change was seen in Kommune Kujalleq where the number of overnight guests fell by 20.7 pct.

**Figure 3. Number of guest by region, 3<sup>rd</sup> quarter 2018-2019**



Source: Statistics Greenland – figures in the stat bank [www.stat.gl/TUEHOT](http://www.stat.gl/TUEHOT)

(1) Ilulissat is counted as part of Qaasuitsup Kommunia.

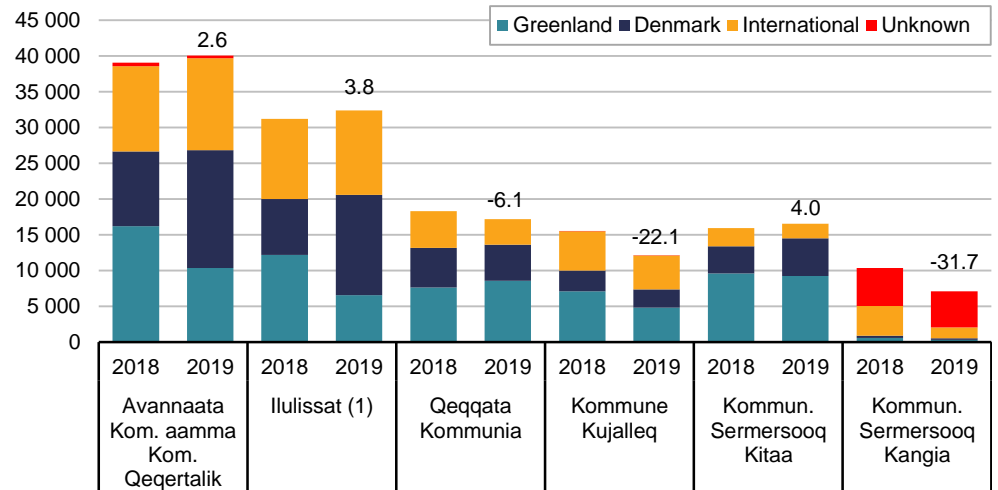
International: includes guest resident in foreign countries.

### Overnight stays in the 3<sup>rd</sup> quarter of 2018-2019

The number of overnight stays saw a fall of 6.2 pct. From 99,189 in 2018 to 93,040 in 2019. The biggest change was in Kommuneqarfik Sermersooq Kangia where the number of overnight stays fell by 31.7 pct.

**Figure 4. Number of overnight stays by region, 3<sup>rd</sup> quarter 2018-2019**

Number overnight stays, percent change relative to the previous year



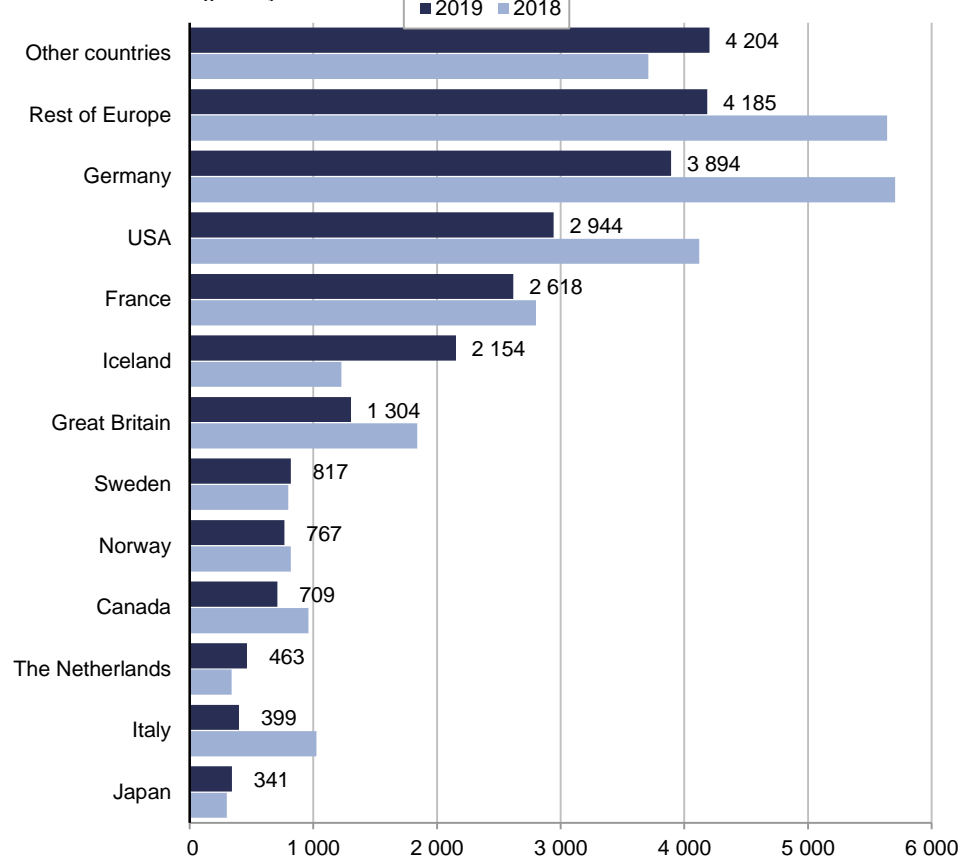
Source: Statistics Greenland – figures in the stat bank [www.stat.gl/TUEHOT](http://www.stat.gl/TUEHOT)

(1) Ilulissat is counted as part of Qaasuitsup Kommunia.

International: includes guest resident in foreign countries.

**Figure 5. Number of overnight stays among the guests from international destinations, 3<sup>rd</sup> quarter 2018-2019**

Number of overnight stays



Source: Statistics Greenland – figures in the stat bank [www.stat.gl/TUEHOT](http://www.stat.gl/TUEHOT)

## Remarks

*Statistics Greenland* receives data from most of the accommodations in Greenland, and for the biggest hotels. The figures are preliminary and they might change when *Statistics Greenland* receive missing reports or corrections.

Small corrections have been made in the 2017 – definitions of the “*Unknown*” and “*Other countries*” categories, as compared to earlier years. In previous data releases, guests with unknown residency are included in “*Other countries*”.

As of 2017, the “*Unknown*” category is used for guests with unknown residency.

Due to reports late arrival, there are approx. 4.0 pct. of the guests and 4.2 pct. of the overnights estimated based on figures for the same period 2018.

---

### Signatur forklaring:

- ... Oplysninger foreligger ikke
- .. Oplysninger for usikre til at angives eller diskretionshensyn
- . Tal kan efter sagens natur ikke forekomme
- 0 Mindre end halvdelen af den anvendte enhed
- Nul
- \* Foreløbigt eller anslået tal

Simon Westmann  
E-mail: [siwe@stat.gl](mailto:siwe@stat.gl)

Tourism

Grønlands Statistik  
Postboks 1025 · 3900 Nuuk  
Tlf.: +299 34 57 70 · Fax: +299 34 57 90  
[www.stat.gl](http://www.stat.gl) · e-mail: [stat@stat.gl](mailto:stat@stat.gl)

